

## CA Enrollment Process:

Open the URL: <<respective URL>> and you would get the display screen similar to the one below.

**Account Details**

Account Name : SafeScriptCA  
Organization Name : Sify Technologies Limited  
Organization Unit : Certifying Authority  
Email Id : saj.francis@sifycorp.com  
City : Chennai  
State : Tamil Nadu  
Country : India  
Primary Contact : Saj Francis  
Contact No1 :  
Contact No2 : 9886652893  
Website : www.safescrypt.com

Certificates				
Class Type	Certificate Type	Subscriber Type	Validity	
Class 1	<input checked="" type="radio"/> Signing <input type="radio"/> Encryption	<input checked="" type="radio"/> Individual <input type="radio"/> Organization	<input checked="" type="radio"/> 1 Year <input type="radio"/> 2 Years	Proceed
Class 2	<input checked="" type="radio"/> Signing <input type="radio"/> Encryption	<input checked="" type="radio"/> Individual <input type="radio"/> Organization	<input checked="" type="radio"/> 1 Year <input type="radio"/> 2 Years	Proceed
Class 3	<input checked="" type="radio"/> Signing <input type="radio"/> Encryption	<input checked="" type="radio"/> Individual <input type="radio"/> Organization	<input checked="" type="radio"/> 1 Year <input type="radio"/> 2 Years	Proceed
DGFT	<input checked="" type="radio"/> Signing <input type="radio"/> Encryption	<input type="radio"/> Individual <input checked="" type="radio"/> Organization	<input checked="" type="radio"/> 1 Year <input type="radio"/> 2 Years	Proceed

Powered By: Odyssey Technologies Ltd

Select the Certificate Type, Subscriber Type and the Validity and then click on Proceed. You would be diverted to the enrollment page as in the display.

## Submit Information about Yourself

Please submit the following information about yourself. Please remember that this information must be accurate, as **it will be displayed in your Digital Certificate**. You will also have to provide this same information in your Certificate Application Attestation Form.

- **First and Last name in full.** No abbreviations are permitted (Mandatory)
- **E-mail address** (Mandatory)
- **PAN Number** (Mandatory)
- **Postal code** (Mandatory)
- **Challenge Phrase** (Mandatory)

Note that the Certificate Pick-up Instructions will be sent to this e-mail id

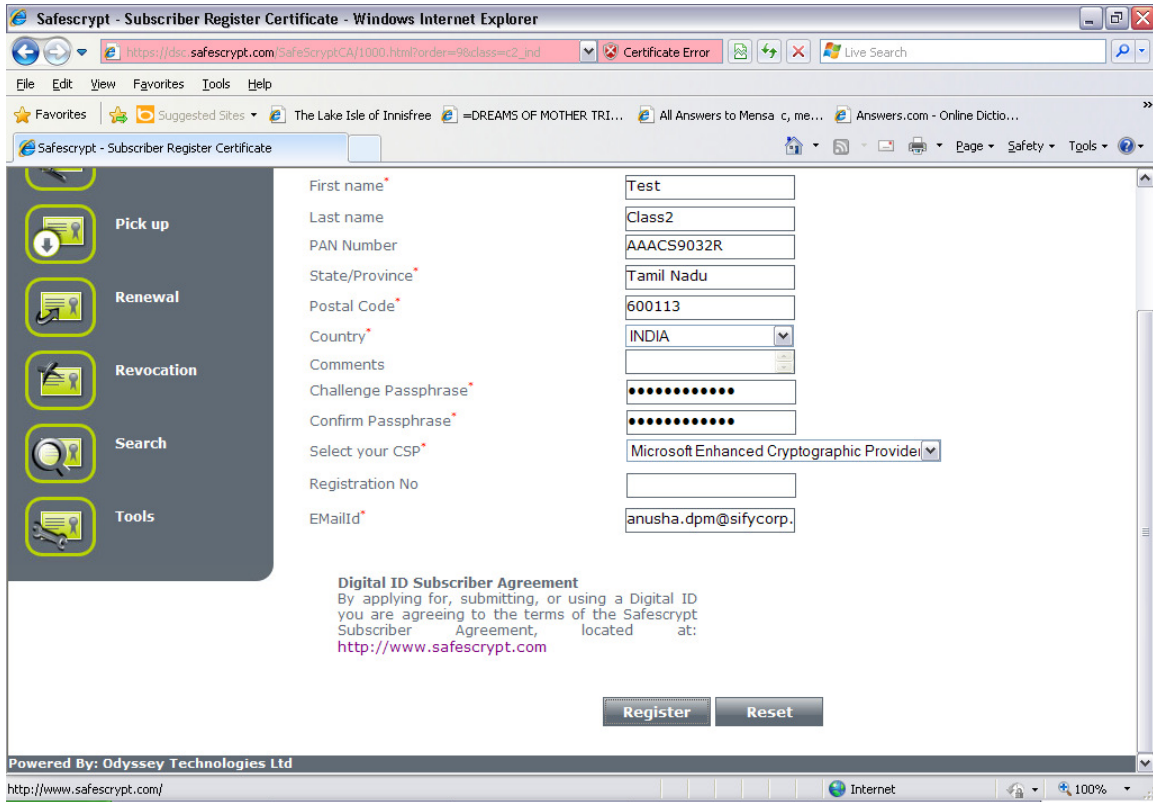
The screenshot shows a web browser window titled "Safescript - Subscriber Register Certificate - Windows Internet Explorer". The address bar shows the URL: [https://ds.safescript.com/SafeScriptCA/1000.html?order=9&class=c2\\_ind](https://ds.safescript.com/SafeScriptCA/1000.html?order=9&class=c2_ind). The browser shows a "Certificate Error" warning. The website header is green and contains the "sify safescript" logo on the left and account information on the right: "Account Name: SafeScriptCA", "Certificate Class: SafeScript subCA for RCAI Class 2 2012 - RCAI Class 2 Individual 1 Year Signing".

On the left side, there is a vertical navigation menu with icons and labels: "Registration", "Pick up", "Renewal", "Revocation", "Search", and "Tools".

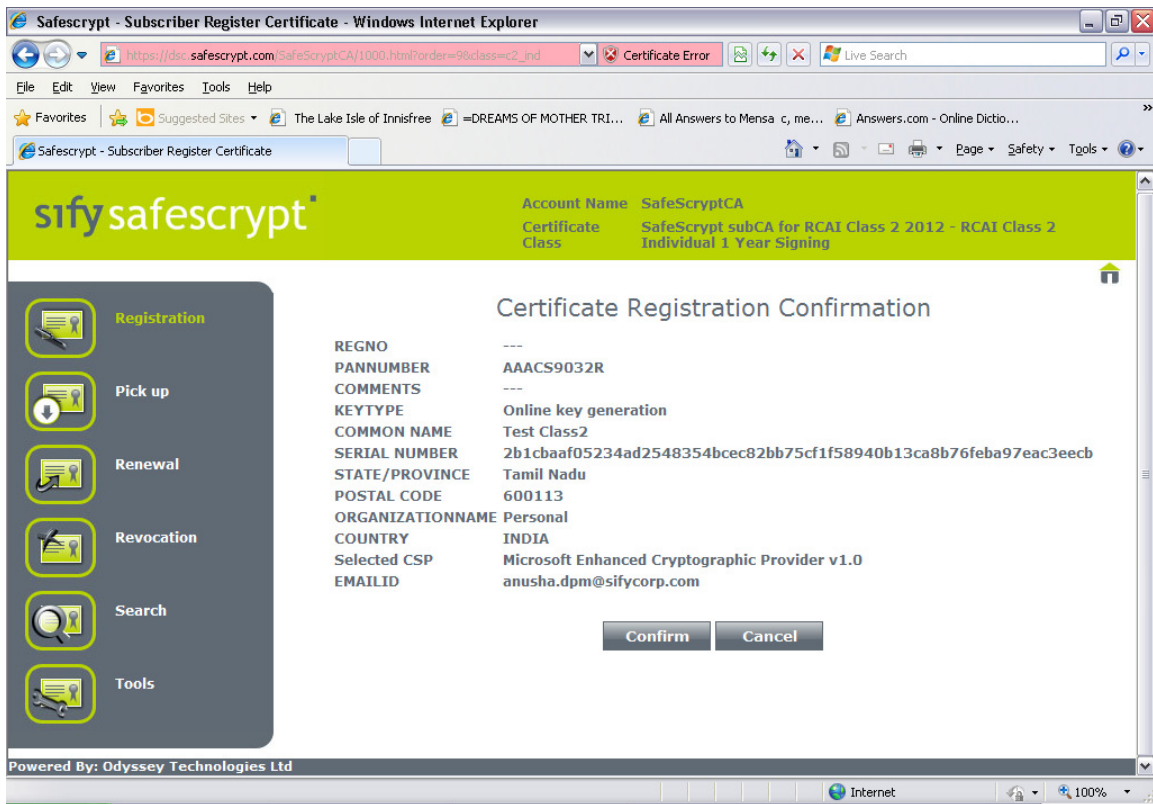
The main content area is titled "Registration Details" and contains a form with the following fields:

First name*	Test
Last name	Class2
PAN Number	AAACS9032R
State/Province*	Tamil Nadu
Postal Code*	600113
Country*	INDIA
Comments	
Challenge Passphrase*	●●●●●●●●
Confirm Passphrase*	●●●●●●●●
Select your CSP*	Microsoft Enhanced Cryptographic Provider
Registration No	
E-MailId*	anusha.dpm@sifycorp.

At the bottom of the form, there is a section for "Digital ID Subscriber Agreement" with the text: "By applying for, submitting, or using a Digital ID".

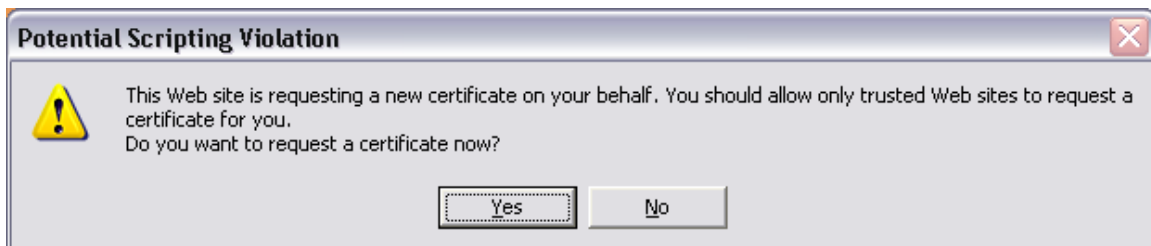


Click on Register button to complete the enrolment procedure and it would ask you for the confirmation about the Certificate Registrant Information.



If the details are correct click on confirm to proceed with the enrollment else click on cancel to go back to the enrollment page to the make the required changes

**Note:** As your enrolment is getting submitted, the Webpage will display a few popup windows that tell you that your Key-Pair is getting generated and will be stored in the certificate store you selected





Finally you will get a pop up screen with the message as in the screen shot below confirming your enrollment.

